


Schüco PV modules MPE from the MS 60 series

Technical information for the power classes 255 to 265 W_p



PV modules of the highest quality manufactured in the EU

Schüco PV modules MPE from the MS 60 series achieve the highest possible solar yields through surface optimised monocrystalline solar cells and a module efficiency of up to 16.2%. The combination of a black Tedlar foil and a black anodised module frame provides a particularly appealing look.

High operational reliability

Schüco PV modules MPE from the MS 60 series have a junction box on the rear side of the module, which is equipped with three bypass diode bridges. They prevent the individual solar cells from overheating (hot-spot effect). This ensures that the entire system made up of the module field and inverter operates reliably.

Advantages at a glance

- Positive output tolerance -0/+5 W_p
- 3.2 mm anti-reflective glass
- 10-year product guarantee *
- 25 years performance guarantee on 80 % rated output under standard test conditions *
- Approved for snow loads of up to 5,400 Pa, tested in accordance with IEC 61215
- Warp-resistant anodised aluminium hollow chamber frame
- Individual recording of the electrical characteristic values for each PV module
- Schüco quality control and 100 % final inspection
- Tested quality in Schüco's own development laboratory for solar systems

* In accordance with the warranty conditions of Schüco International KG



Schüco PV modules MPE from the MS 60 series*

PV modules			
Product name	MPE 255 MS 60 BA	MPE 260 MS 60 BA	MPE 265 MS 60 BA
Schüco item number	274 420	274 421	274 422
Cell type	Monocrystalline		
Number of cells / cell arrangement	60 / 6 × 10		
Cell dimensions	156 × 156 mm		
Module efficiency	15.6 %	15.9 %	16.2 %

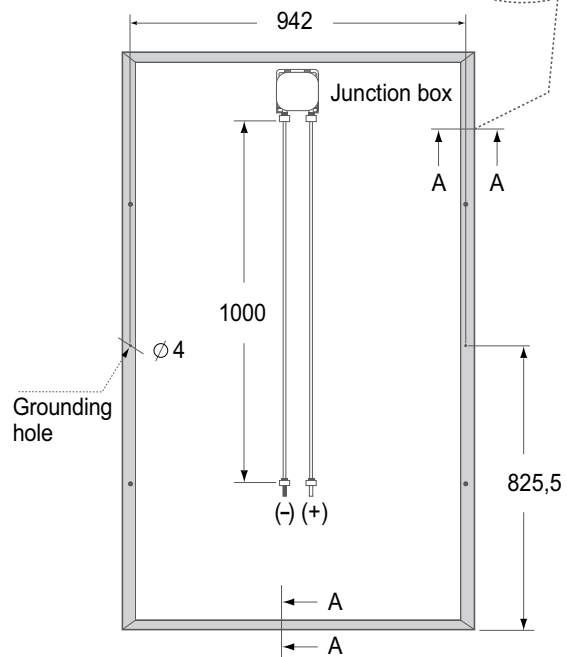
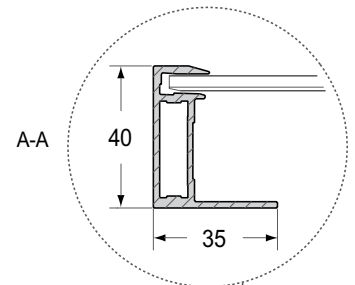
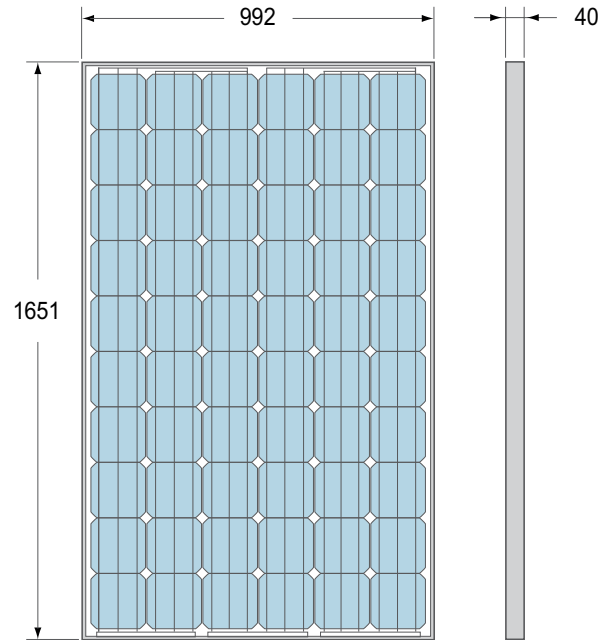
Electrical characteristic parameters under standard test conditions STC				
Rated output (P_{mpp})	255	260	265	W_p
Output tolerance (ΔP_{mpp})	+5 / -0			W_p
Minimum output ($P_{mpp\ min}$)	255	260	265	W_p
Rated voltage (U_{mpv})*	30.9	30.9	31.0	V
Rated current (I_{mpp})*	8.34	8.47	8.59	A
Open circuit voltage (U_{oc})*	37.9	37.9	38.0	V
Short circuit current (I_{sc})*	8.72	8.78	8.84	A
Temperature coefficient α (P_{mpp}) ¹⁾	-0.48			% / °C
Temperature coefficient β (I_{sc}) ¹⁾	+0.03			
Temperature coefficient χ (U_{oc}) ¹⁾	-0.36			
Temperature coefficient ϵ (U_{mpv}) ¹⁾	-0.36			
Normal Operating Cell Temperature (NOCT) ²⁾	46 ± 2			
Max. permissible system voltage	1000			V
Reverse current resistance	15			A

¹⁾ Irradiance 1,000 W/m², Air Mass 1.5, cell temperature 25°C, PV modules show a degradation of the electrical values. This is degressive first of all after commissioning and then switches to linear.

²⁾ Irradiance 800 W/m², ambient temperature 20°C, wind speed 1 m/s. All electrical characteristic parameters, with the exception of the rated output, are subject to a tolerance of +/-5 %. The electrical characteristic parameters are typical values based on the performance data of produced modules. We cannot guarantee the accuracy of the data for future production batches.

Mechanical characteristic parameters	
Aluminium frame design	Anodised, black
Front glass	Antireflective coated single pane safety glass 3.2 mm
Module weight	20 kg
External dimensions (L × W × H)	1651 × 992 × 40 mm
Cable length	1,000 mm
Connection system	T4 connector system
Junction box	IP65, 3 diodes
Packing unit:	2 modules
Packing weight	42 kg
Schüco clamp holder	Type 63

Qualification and warranties	
Product standard	IEC 61215, EN 61730
Extended product warranty	10 years
Performance warranty on 90 % $P_{mpp\ min}$	12 years
Performance warranty on 80 % $P_{mpp\ min}$	25 years



* The availability of the performance class is checked on request.